



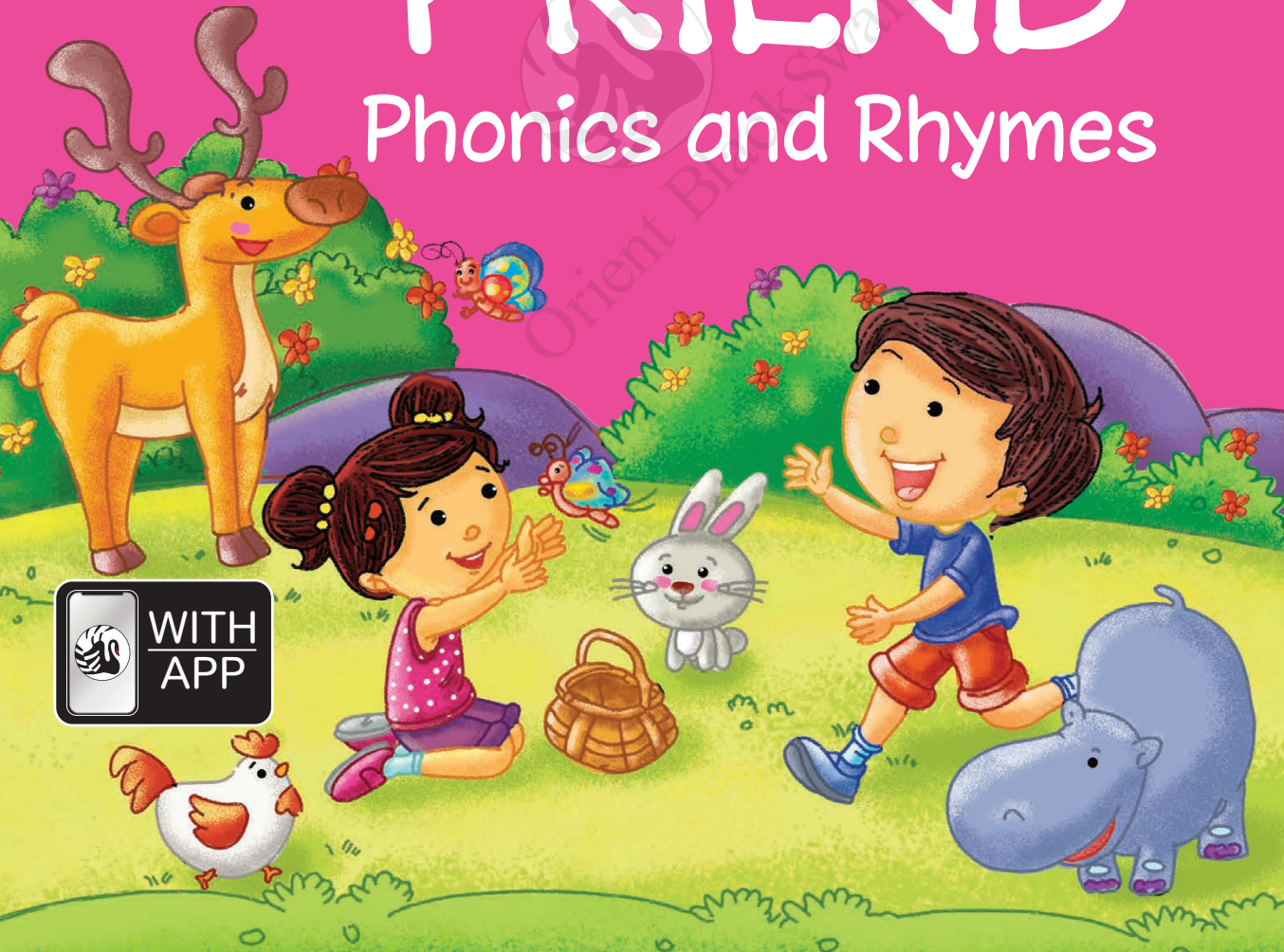
Orient BlackSwan



**LKG  
BOOK**

# MY BEST FRIEND

Phonics and Rhymes



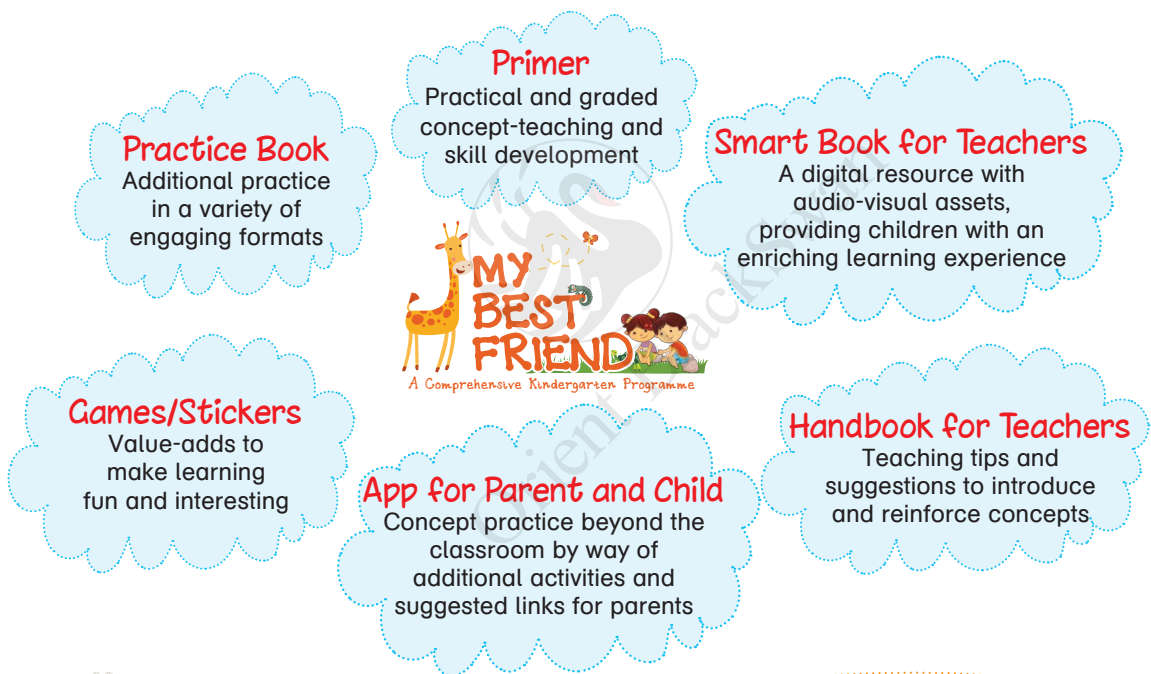


# My Best Friend—An Overview

**My Best Friend** is a comprehensive kindergarten learning programme for early childhood education. It is a multi-sensory programme designed for all the three kinds of learners—auditory, visual and kinaesthetic.

**My Best Friend** is deeply rooted in the child's world of experiences. This helps a child understand concepts more effectively and easily. The series aims to develop learning skills across numeracy, literacy, phonemic awareness and general awareness. Based on an approach of concept building, practice and assessment, the programme develops a strong set of skills in children, preparing them for future learning practices.

The curriculum comprises these components across **LKG** and **UKG**:



## Digital Key



Audio



Flashcards



Animation

# Phonics

In the earliest stages of learning a language, children need to have steady exposure to listening. Phonics introduces children to the sounds of letters. With practice involving listening to and producing these sounds, they go on to associate letters with sounds. Some letters have one sound while others might have more than one sound. Children gradually learn to put the sounds of different letters together to form words. Then they learn to read those words fluently. Phonics also helps young readers learn to read faster and comprehend better. This phonics primer covers all the sounds of letters in a graded way. Ample drills and simple phonic chants and stories ensure accurate pronunciation of sounds and then words.

**Phonics Primer**

**The Sound of a**

Listen and sing along.

Antsy the ant says a,  
a says the letter a,  
I eat an apple,  
a, a, apple.  
An apple for Antsy!

Circle the words that begin with the sound a.

bag, apple, alligator, ant, anthill

**The a Family**

Look at the pictures and say the words.

at	bat	cat	hat
an	fan	man	pan
ag	bag	wag	tag
ap	cap	map	tap

Join the sounds to the correct pictures.

at, ap

Activity based on the concept taught

Detailed, clear concept teaching

Lucid and simple instructions

Topic headings to show the content coverage on a page

Digital icons for the use of flashcards and animations

Attractive illustrations



# Contents



1	My World of Sounds	5	25	The Sound of m	29
2	The Sound of a	6	26	The Sound of n	30
3	The Sound of e	7	27	The Sound of p	31
4	The Sound of i	8	28	The Sound of q	32
5	The Sound of o	9	29	The Sound of r	33
6	The Sound of u	10	30	Recap	34
7	The a Family	11	31	The Sound of s	35
8	The e Family	12	32	The Sound of t	36
9	The i Family	13	33	The Sounds of v and w	37
10	The o Family	14	34	The Sounds of x, y and z	38
11	The u Family	15	35	Recap	39
12	Recap	16	36	First Sounds	40
13	The Sound of b	17	37	Ending Sounds	41
14	The Sound of c	18	38	Middle Sounds	42
15	The Sound of d	19	39	Letter Sounds	43
16	Recap	20	40	Making New Words	44–45
17	The Sound of f	21	41	Words to Read	46–47
18	The Sound of g	22	42	Reading Fun!	48–49
19	The Sound of h	23	43	Recap	50–51
20	Recap	24	44	Rhymes	52–63
21	The Sound of j	25	45	Learning Outcomes	64
22	The Sound of k	26			
23	The Sound of l	27			
24	Recap	28			





# Making New Words



Look at the pictures. Change the first letter to make new words.



m a n →  a n →  a n



e n →  e n →  e n



o g →  o g







# Making New Words



Look at the pictures. Fill in the letters to make new words.



c a t



□ a □



l e g



□ e □



j o g



□ o □



t u b

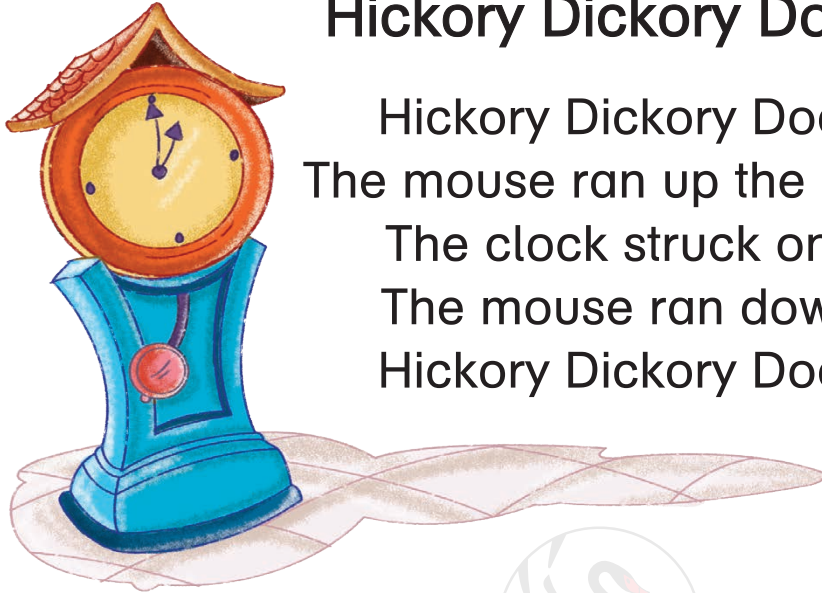


□ u □





## Hickory Dickory Dock



Hickory Dickory Dock,  
The mouse ran up the clock.  
The clock struck one,  
The mouse ran down!  
Hickory Dickory Dock.



## Hop a Little!



Hop a little,  
Jump a little,  
One two three.  
Run a little,  
Skip a little,  
Tap one knee,  
Bend a little,  
Stretch a little,  
Nod your head.  
Yawn a little.  
Sleep a little.  
In your bed!



# Learning Outcomes—Phonics



Page number of book	Learning outcomes
5	<ul style="list-style-type: none"> <li>Identifying vowels and consonants</li> </ul>
6–10, 17–39	<ul style="list-style-type: none"> <li>Recognising vowels and consonants</li> <li>Recognising letter–sound association</li> <li>Recognising picture–sound association</li> <li>Developing phonemic awareness</li> <li>Identifying and recognising sounds in words through vowel and consonant songs and chants</li> <li>Building vocabulary, including incidental vocabulary</li> <li>Building listening and speaking skills through engagement with songs and chants</li> <li>Developing sense of rhythm</li> <li>Identifying one-to-one correspondence</li> <li>Developing fine motor skills and eye–hand coordination</li> <li>Tracing patterns</li> <li>Developing writing skills</li> </ul>
11–16	<ul style="list-style-type: none"> <li>Recognising and reading words with short vowel sounds</li> <li>Developing phonemic awareness</li> <li>Identifying and recalling picture–word association</li> <li>Recognising rhyme</li> <li>Developing fine motor skills and eye–hand coordination</li> <li>Remembering and associating CVC words with pictures</li> </ul>
40–45, 51	<ul style="list-style-type: none"> <li>Identifying and recognising initial, middle and end sounds in words</li> <li>Developing phonemic awareness</li> <li>Identifying and recalling picture–sound association</li> <li>Verbalising sounds</li> <li>Identifying and recalling picture–word association</li> <li>Developing writing skills</li> <li>Developing fine motor skills and eye–hand coordination</li> <li>Remembering and writing initial, middle and end sounds in words</li> </ul>
46–47	<ul style="list-style-type: none"> <li>Building vocabulary, including incidental vocabulary</li> <li>Identifying and recalling picture–word association</li> </ul>
48–50	<ul style="list-style-type: none"> <li>Recognising and reading words with short vowel sounds in a sentence</li> <li>Developing reading skills</li> <li>Developing reading fluency</li> <li>Identifying picture–sentence association</li> </ul>
53–63	<ul style="list-style-type: none"> <li>Building listening and oral skills through nursery rhymes</li> <li>Building vocabulary</li> <li>Building social skills</li> <li>Developing a sense of rhythm and pattern</li> <li>Developing phonemic awareness</li> <li>Developing fine motor and gross motor skills</li> </ul>

*\*The above is a page-wise list of the primary learning outcomes for the concepts in the book.*





Fully designed as per the ECCE curricular and pedagogical framework mandated by the NEP 2020

## Easy Reference ECCE Mapping Guide



### 1. Developing Curiosity

**Literacy** – Picture Talk: Listen to the rhyme and tell the story, Recap: Letters A–Z. Join the dots and colour

**Phonics & Rhymes** – Activities after each letter/sound

**Numeracy** – Gina’s Dinosaur, The Number Line

**Teachers’ Handbook** – Group/Individual activities, Role play, Games

**General Awareness** – Picture talk for various themes



### 2. Logical Thinking and Problem Solving

**Literacy** – Recap: Letters A–F. Colour by letters, Recap: Letters A–Z. I Know It – Write the first letter for these pictures

**Phonics & Rhymes** – Recap: In each row, circle the words that begin with the same sound, Making new words

**Numeracy** – Activities for pre-number concepts, More and Less: Tick the set which has more

**General Awareness** – Sorting Them Out: Write V for vegetables and F for fruits, Which Season?

**Teachers’ Handbook** – Pre-concept activities, Games and Web links

**Teaching Aids are also available for schools and parents.**



### 3. Art/Craft, Music and Movement

**Literacy** – My Favourite Things: Paste pictures or draw and colour your favourite things

**Phonics & Rhymes** – Music and movement in chants and rhymes, Colour the picture (c, l)

**Numeracy** – Colouring activities, Days of the Week – Rhyme

**General Awareness Project Book** – Art/Craft activities for various themes

**Teachers’ Handbook** – Pre-concept activities, Games and Web links for various themes



### 4. Alphabets, Numbers, Counting, Colours and Shapes

**Literacy** – Alphabet Stories (A–Z), Activities after each letter, Tracing

**Numeracy** – Pre-number concepts, Colours, Shapes, Numbers 1–50, Counting, Tracing/Writing

**Teachers’ Handbook** – Pre-concept activities, Games and Web links



### 5. Relationship with Nature

**Literacy** – Themes (My Garden, Farm Friends, Forest Friends) and Stories

**Numeracy** – Numbers: Zero (real life context), Recap: Numbers. Look at the animals. Count their legs and write the correct numbers

**General Awareness** – Themes such as Trees, Fruits, Vegetables, Flowers in my Garden, Insects, Day and Night

**Teachers’ Handbook** – Pre-concept activities, Games and Web links



### 6. Play-based and Discovery-based Learning


**Literacy** – Recap: Letters A–T. Write the missing letters, Once More: Listen to the rhyme and tell the story

**Phonics & Rhymes** – Activities after each letter

**Numeracy** – Shapes: Circle, Sequencing

**General Awareness** – Activities for various themes, Mixed Bag

**Teachers’ Handbook** – Pre-concept activities for various themes, Games and Web links





## 7. Indoor and Outdoor Play

**Literacy** – At the Playground

**General Awareness** – Games We Play

**Teachers' Handbook** – Pre-concept activities for themes, Games and Web links



## 10. Social-Emotional-Ethical Development, Etiquette and Behaviour

**General Awareness** – Greeting, Good Manners

**Teachers' Handbook** – Pre-concept activities, Games and Web links



## 8. Teamwork and Collaboration

**Teachers' Handbook** – Group activities, Games, Role play for various themes and concepts introduced in Literacy, Numeracy, General Awareness and Phonics & Rhymes



## 11. Focus on Learning Outcomes

**Literacy, Phonics & Rhymes, Numeracy, General Awareness** – Learning Outcomes are given on the last page



## 9. Self Identity

**Literacy** – Getting Ready, My Classroom

**General Awareness** – Myself, My Family, My Home, My School

**Teachers' Handbook** – Pre-concept activities, Games and Web links



## 12. Holistic Report Card

**My Best Friend Report Card** – Skills addressed are Linguistic, Cognitive, Aesthetic, Personal, Fine Motor, Gross Motor, Social and Emotional

### DIGITAL INTEGRATION

### TEACHER EMPOWERMENT

#### Teachers' Smartbooks

E-books, Short Stories with Audio and Animation, Concept Flashcards with Voice Over, Rhymes with karaoke, Worksheets, Lesson Plans, Parents' Handbook

#### Parent-Child App (Orient BlackSwan Smart App)

Parents' Handbook, Tracing Activity, Rhymes with karaoke, Animations and Audio, Flashcards

#### Teachers' Smartbooks

E-books, Short Stories with Audio and Animation, Lesson Plans, Concept Flashcards with Voice Over, Rhymes, Worksheets and Parents' Handbook

#### Teachers' Portal

Lesson Plans, Audio and Animations, Worksheets, E-books, Parents Handbook, Holiday Homework, Webinars, NEP Corner

#### Teachers' Handbooks

Objectives for Pre-School Education, Lesson Plans and Web Links



Coming Soon in Hindi!

